



# The Pacific Pipeline


The Monthly Newsletter of Pacific Pump and Power

Rental • Sales • Service • Operations

November 2015


License# C-32223

## Yanmar Industrial Dealer




For many years now Pacific Pump & Power has been the Yanmar Industrial dealer, service center and warranty center for Hawaii. Recently we have increased our stock of parts and filters to keep pace with our increase in service and maintenance contracts on Yanmar Engines.

If you have any Yanmar Industrial Engines please let us know so we can make sure parts are easily available when you need them. Also if you need any help with maintenance or repairs on your Yanmar motors our skilled mechanics have the experience to help. Do not hesitate to call 808-672-8198 **anytime**, or email us at [Sales@HawaiiPumps.com](mailto:Sales@HawaiiPumps.com).



# YANMAR

Call today at 672-8198 or visit us at Campbell Industrial: 91-503 Nukuawa Street, Kapolei



# The Pacific Pipeline

The Monthly Newsletter of Pacific Pump and Power

Rental • Sales • Service • Operations

November 2015

License# C-32223

Pump Type	Quantity	Pump Model and Description
<b>Oahu Yard</b>		
Godwin Dri-Prime CD Series Pumps, High Volume, Medium Head, Large Solids-Handling Capabilities	45 AVAILABLE	<ul style="list-style-type: none"> <li>DPC300 12" Diesel, up to 5000 gpm or up to 115' of head</li> <li>DPC300 12" Electric, up to 4000 gpm or up to 115' of head</li> <li>CD225 8" Diesel, up to 3100 gpm or up to 183' of head</li> <li>CD225 8" Electric, up to 3100 gpm or up to 175' of head</li> <li>CD150M 6" Diesel, up to 1700 gpm or up to 160' of head</li> <li>CD103M 4" Diesel, up to 1000 gpm or up to 170' of head</li> <li>CD100M 4" Diesel, up to 750 gpm, or up to 115' of head</li> <li>CD80M 3" Diesel, up to 450 gpm or up to 93' of head</li> <li>NC80 3" Diesel, up to 530 gpm or up to 109' of head</li> </ul>
Godwin HL Series, High Head Pumps with Solids-Handling Capabilities	8 AVAILABLE	<ul style="list-style-type: none"> <li>HL150M 6" Diesel, up to 1450 gpm or up to 500' of head</li> <li>HL80M, 3" Diesel, up to 450 gpm or up to 325' of head</li> </ul>
Godwin Heidra Hydraulic Submersibles	3 AVAILABLE	<ul style="list-style-type: none"> <li>HS150VSG 6", Diesel, up to 1600 gpm or up to 160' of head</li> <li>HS150V 6", Diesel, up to 1600 gpm or up to 160' of head</li> <li>HS100TD 4", Diesel, up to 800 gpm or up to 130' of head</li> <li>HS80HH 3", Diesel, up to 420 gpm or up to 125' of head</li> </ul>
Electric Submersibles	31 AVAILABLE	<ul style="list-style-type: none"> <li>Godwin GSP600SV, 8", up to 3650 gpm or up to 82' of head</li> <li>Godwin GSP160HV, 6", up to 1200 gpm or up to 115' of head</li> <li>Godwin GSP55, 4", up to 550 gpm or up to 75' of head</li> <li>Stancor SSS-100, 2" Stainless, 100 gpm or up to 60' of head</li> <li>Stancor SSS-75, 2" Stainless, 80 gpm or up to 40' of head</li> <li>Stancor SV-50, 2" Stainless, 80 gpm or up to 40' of head</li> <li>Stancor SV-100 2" Stainless, 110 gpm or up to 50' of head</li> <li>Stancor SSD-200, 3" Stainless, 180 gpm or up to 55' of head</li> <li>Stancor SEW-75, 2" Stainless, 95 gpm or up to 9' of head</li> <li>Stancor SEW-100, 2" Stainless, 111 gpm or up to 35' of head</li> <li>Stancor SEW-200, 2" Stainless, 190 gpm or up to 52' of head</li> <li>Flygt 2740 SS sludge series 244HT, 210 gpm or up to 80' of head</li> <li>Flygt 2740 SS drainage series B267 HT, 210 gpm or up to 150' of head</li> </ul>
Wet-Prime Gas Trash Pumps	14 AVAILABLE	<ul style="list-style-type: none"> <li>WT40X 4" up to 430gpm or up to 92' of head</li> <li>Godwin GTP50HX 2" up to 185 gpm or up to 98' of head</li> <li>Godwin GTP80HX, 3" up to 355gpm or up to 90' of head</li> <li>Godwin GTP100HX, 4" up to 430 gpm or up to 92' of head</li> <li>Multiquip QP4TH 4" up to 555 gpm or 92' of head</li> </ul>
Versamatic Diaphragm Pumps	11 AVAILABLE	<ul style="list-style-type: none"> <li>Versamatic Air Operated E3, 3", up to 260 gpm</li> <li>Versamatic Air Operated E2, 2", up to 155 gpm</li> <li>Versamatic Air Operated E1, 1", up to 46 gpm</li> </ul>
Power Diesel Generator Sets	3 AVAILABLE	<ul style="list-style-type: none"> <li>Godwin 26kW-R Series, Critically Silenced</li> <li>125kVA MultiQuip WhisperWatt</li> <li>Kubota 10kw</li> </ul>
Gasoline Generator Sets	3 AVAILABLE	<ul style="list-style-type: none"> <li>3000 &amp; 2000 Watt, Portable Honda Quiet Model</li> <li>Generac Generator 10,000 Watt</li> </ul>
Godwin Portable Light Towers	3 AVAILABLE	<ul style="list-style-type: none"> <li>GLT 416, 4000 Watts, Coverage of 5-7 acres</li> </ul>
Road Ramp Crossings	8 AVAILABLE	<ul style="list-style-type: none"> <li>4", 6", 8" and 12" Road Ramps Crossings</li> </ul>
Air Compressor	4 AVAILABLE	<ul style="list-style-type: none"> <li>Ingersoll Rand 250 CFM air compressor with pneumatic hose reel</li> <li>Airman PDS185S</li> <li>Sullivan D21006JDB 210 Air Compressor</li> </ul>
Hydraulic Hoses	2,150 FEET	<ul style="list-style-type: none"> <li>1/4", 1/2", 3/4" and 1" Hydraulic Hose with Couplers</li> </ul>
Heavy Duty Hoses	14,512 FEET	<ul style="list-style-type: none"> <li>2", 3", 4", 6", 8", and 12" Heavy Duty Suction and Discharge</li> <li>Hose Available with Quick Disconnect Fittings</li> </ul>
Bauer Light Weight, Quick Disconnect Pipe	6,296 FEET	<ul style="list-style-type: none"> <li>4", 6", 8", and 12" Bauer Light Weight Quick Disconnect Pipe in 10' and 20' Lengths</li> </ul>
Pump Accessories	4,000 IN STOCK	<ul style="list-style-type: none"> <li>Bauer and Camlock Fittings from 2-12" Available</li> </ul>
HDPE Pipes and Fittings	9,400 FEET	<ul style="list-style-type: none"> <li>18" DR 26 and 18" DR 32.5 HDPE Pipe</li> <li>12" DR11 HDPE Pipe</li> <li>2", 3", 4", 6", 8", 10, 12", 14" 18", 24" HDPE Fittings</li> </ul>
Pump Parts	1,600 IN STOCK	<ul style="list-style-type: none"> <li>Common Wear Parts for all Pumps Already in Stock</li> </ul>
Pipe Plugs	49 AVAILABLE	<ul style="list-style-type: none"> <li>4-8", 6", 8-12", 12-18", 18-24", 15-30", 24-36" and 24-42", 24-48", 84" with Protective Sleeves and Poly-Lift Line Inflators</li> </ul>
McElroy Fusion Machines	9 AVAILABLE	<ul style="list-style-type: none"> <li>T500 II fuses 6-20" HDPE, Rolling 618 fuses 6-18" HDPE, Rolling 28 fuses 2-8" HDPE</li> <li>PitBull 26 fuses 2-6" HDPE, 2LC fuses 1/2-2", Pitbull 14 fuses 1-4"</li> </ul>
McElroy Parts	145 In STOCK	<ul style="list-style-type: none"> <li>Assorted parts and inserts</li> </ul>
<b>Maui Yard</b>		
Godwin Dri-Prime CD Series Pumps, High Volume, Medium Head, Large Solids-Handling Capabilities.	2 AVAILABLE	<ul style="list-style-type: none"> <li>CD150M 6" Electric, up to 1700 gpm or up to 160' of head</li> <li>CD103M 4" Diesel, up to 1000 gpm or up to 170' of head</li> </ul>
Bauer Light Weight, Quick Disconnect Pipe	410 FEET	<ul style="list-style-type: none"> <li>6" Bauer Light Weight Quick Disconnect Pipe in 10' and 20' Lengths</li> <li>8" Bauer Light Weight Quick Disconnect Pipe in 10' and 20' Lengths</li> </ul>
Heavy Duty Hoses	120 FEET	<ul style="list-style-type: none"> <li>6" Heavy Duty Suction Hoses Available with Quick Disconnect Fittings</li> </ul>
Road Ramp Crossings	1 AVAILABLE	<ul style="list-style-type: none"> <li>6" Road ramp crossing</li> </ul>
Gasoline Generator Sets	1 AVAILABLE	2000 Watt, Portable Honda Quiet Model



The Pacific Pump and Power Team: Kamaka, Kristin, Eric, Jeremy, Arlo, Paul, Rhussell, Ka'imi, and John A'Alona, Jeff, Brian, Reid, Pete, Dez and Martin were not available for the photo



Call today at 672-8198 or visit us at Campbell Industrial: 91-503 Nukuawa Street, Kapolei